


Shareholding Pattern under Regulation 31 of SEBI (Listing Obligations and Disclosure Requirements) Regulations, 2015

| | | | |
|----------------|--|-------------|------------|
| 1 | Name of Listed Entity: PAE Limited | | |
| 2 | Scrp Code/Name of Scrip/Class of Security: 517230 | | |
| 3 | Share Holding Pattern Filled under Reg. 31(1)(b) for the Quarter ended: June 30, 2016 | | |
| | a. If under 31(1)(b) then indicate the report for Quarter ending | | |
| | b. If under 31(1)(c) then indicate date of allotment/extinguishment | | |
| 4 | Declaration: The Listed entity is required to submit the following declaration to the extent of submission of information:- | | |
| | | | |
| Sr. No. | Particulars | Yes* | No* |
| 1 | Whether the Listed Entity has issued any partly paid up shares? | | No |
| 2 | Whether the Listed Entity has issued any Convertible Securities or Warrants? | | No |
| 3 | Whether the Listed Entity has any shares against which depository receipts are issued? | | No |
| 4 | Whether the Listed Entity has any shares in locked-in? | Yes | |
| 5 | Whether any shares held by promoters are pledge or otherwise encumbered? | | No |


* If the Listed Entity selects the option 'No' for the questions above, the columns for the partly paid up shares, Outstanding Convertible Securities/Warrants, depository receipts, locked-in shares, No of shares pledged or otherwise encumbered by promoters, as applicable, shall not be displayed at the time of dissemination on the Stock Exchange website. Also wherever there is 'No' declared by Listed Entity in above table the values will be considered as 'Zero' by default on submission of the format of holding of specified securities.



PAE Limited

Table I - Summary Statement holding of specified securities

| Category | Category of shareholder | Number of shareholders | No. of fully paid up equity shares held | No. of Partly paid-up equity shares held | No. of shares underlying Depository Receipts | Total nos. shares held as a % of total shares (calculate as per SCRR, 1957) | Number of Voting Rights held in each class of securities | | | No. of Shares Underlying convertible securities (including Warrants) | Shareholding as a % assuming conversion of convertible securities (as a percentage of diluted share capital) | Number of Locked in shares | | Number of Shares pledged or otherwise | | Number of equity shares held in dematerialised form | |
|----------|-------------------------------|------------------------|---|--|--|---|--|-------------|-------------------------------------|--|--|----------------------------|----------|---------------------------------------|----------------|---|--------------------------------|
| | | | | | | | No of Voting Rights | | | | | Total as a % of (A+B+C) | No. (a) | As a % of total Shares held(b) | No. (a) | | As a % of total Shares held(b) |
| | | | | | | | Class eg: X | Class eg: Y | Total | | | | | | | | |
| (I) | (ii) | (iii) | (iv) | (v) | (vi) | (vii) As a % of (A+B+C2) | (ix) | (x) | (xi) = (vii)+(x) As a % of (A+B+C2) | (xii) | (xiii) | (xiv) | | | | | |
| (A) | Promoter & Promoter Group | 14 | 5774963 | 0 | 0 | 55.42 | 5774963 | 0 | 55.42 | 0 | 3090855 | 53.52 | 0 | 0.00 | 5774963 | | |
| (B) | Public | 11661 | 4644637 | 0 | 0 | 44.58 | 4644637 | 0 | 44.58 | 0 | 0.00 | 0.00 | 0 | 0.00 | 3772420 | | |
| (C) | Non Promoter - Non Public | | | | | | | | | | | | | | | | |
| (C1) | Shares Underlying DRs | | | | | | | | | | | | | | | | |
| (C2) | Shares Held By Employee Trust | | | | | | | | | | | | | | | | |
| | Total | 11675 | 10419600 | 0 | 0 | 100 | 10419600 | 0 | 10419600 | 0 | 3090855 | 53.52 | 0 | 0.00 | 9547383 | | |



PAE Limited

Table II (I)(e)- Statement showing shareholding pattern of the Promoter and Promoter Group

| Category | Category & Name of shareholders | PAN | Nos. of share holders | No. of fully paid up equity shares held | No. of Partly paid-up equity shares held | No. of shares underlying Depository Receipts | Total nos. shares held | Shareholdin g as a % of total no. of shares (calculated as per SCRR, 1957) | Number of Voting Rights held in each class of securities | | | No. of Shares Outstanding convertible securities (including Warrants) | Shareholdin g, as a % assuming full conversion of convertible securities (as a percentage of diluted share capital) | Number of Locked in shares | | Number of Shares pledged or otherwise | | Number of equity shares held in dematerialised form | |
|----------|--|------------|-----------------------|---|--|--|------------------------|--|--|---------------|-------------------|---|--|----------------------------|---------|---------------------------------------|---------|---|--------------------------------|
| | | | | | | | | | No of Voting Rights | Class X eg: X | Class eg: y eg: y | | | Total | No. (a) | As a % of total Shares held(b) | No. (a) | | As a % of total Shares held(b) |
| 1 | Indian Individuals / Hindu Undivided Family | | | | | | | | | | | | | | | | | | |
| (a) | ARVIND RAOJI DOSHI-PRITAM | | 14 | 5774963 | 0 | 0 | 5774963 | 55.42 | 5774963 | 0 | 5774963 | 55.42 | 0 | 0.00 | 3090855 | 600 | 0 | 0.00 | 5774963 |
| 1 | ARVIND DOSHI-PRATIBHA | ABGPD4654C | | 1857712 | 0 | 0 | 1857712 | 17.83 | 1857712 | 0 | 1857712 | 17.83 | 0 | 0.00 | 0 | 0.00 | 0 | 0.00 | 1857712 |
| 2 | ARVIND RAOJI DOSHI-PRATIBHA | | | 618779 | 0 | 0 | 618779 | 5.94 | 618779 | 0 | 618779 | 5.94 | 0 | 0.00 | 0 | 0.00 | 0 | 0.00 | 618779 |
| | ARVIND RAOJI DOSHI-PRATIBHA | | | | | | | | | | | | | | | | | | |
| 3 | ARVIND DOSHI-PRIVADARSHANI | ABGPD4654C | | 175092 | 0 | 0 | 175092 | 1.68 | 175092 | 0 | 175092 | 1.68 | 0 | 0.00 | 0 | 0.00 | 0 | 0.00 | 175092 |
| 4 | ARVIND DOSHI-PRATIBHA | ABGPD4654C | | 4145 | 0 | 0 | 4145 | 0.04 | 4145 | 0 | 4145 | 0.04 | 0 | 0.00 | 0 | 0.00 | 0 | 0.00 | 4145 |
| | PRATIBHA ARVIND DOSHI-ARVIND DOSHI-PRITAM | | | | | | | | | | | | | | | | | | |
| 5 | ARVIND DOSHI-PRITAM | ABCPD0219K | | 1238706 | 0 | 0 | 1238706 | 11.89 | 1238706 | 0 | 1238706 | 11.89 | 0 | 0.00 | 1238706 | 100.00 | 0 | 0.00 | 1238706 |
| 6 | PRATIBHA ARVIND DOSHI-PRITAM ARVIND DOSHI-PRATIBHA ARVIND DOSHI-PRITAM | ABCPD0219K | | 453450 | 0 | 0 | 453450 | 4.35 | 453450 | 0 | 453450 | 4.35 | 0 | 0.00 | 453450 | 100.00 | 0 | 0.00 | 453450 |
| 7 | ARVIND RAOJI DOSHI | ABCPD0219K | | 3500 | 0 | 0 | 3500 | 0.03 | 3500 | 0 | 3500 | 0.03 | 0 | 0.00 | 3500 | 100.00 | 0 | 0.00 | 3500 |



| | | | | | | | | | | | | | | |
|-----|---|------------|---------|---------|---------|---------|---------|---------|------|---------|--------|---|------|---------|
| 8 | PRITAM ARVIND DOSHI-ARVIND RAOJI DOSHI-PRATIBHA ARVIND DOSHI | ABEPD03388 | 1319257 | 0 | 1319257 | 12.66 | 1319257 | 0 | 0.00 | 1319257 | 100.00 | 0 | 0.00 | 1319257 |
| 9 | PRITAM ARVIND DOSHI-ARVIND RAOJI DOSHI | ABEPD03388 | 72152 | 0 | 72152 | 0.69 | 72152 | 0 | 0.00 | 72152 | 100.00 | 0 | 0.00 | 72152 |
| 10 | PRITAM ARVIND DOSHI | ABEPD03388 | 3790 | 0 | 3790 | 0.04 | 3790 | 0 | 0.00 | 3790 | 100.00 | 0 | 0.00 | 3790 |
| 11 | SOHINI SURENDRA PATEL-PRITAM ARVIND DOSHI | ACQPP6468F | 28260 | 0 | 28260 | 0.27 | 28260 | 0 | 0.00 | 0 | 0.00 | 0 | 0.00 | 28260 |
| 12 | PRIYADARSHANI ARVIND DOSHI-ARVIND RAOJI DOSHI | ABEPD0217F | 100 | 0 | 100 | 0.00 | 100 | 0 | 0.00 | 0 | 0.00 | 0 | 0.00 | 100 |
| 13 | ARVIND RAOJI DOSHI HUF | AAAD7624P | 10 | 0 | 10 | 0.00 | 10 | 0 | 0.00 | 0 | 0.00 | 0 | 0.00 | 10 |
| 14 | PRITAM ARVIND DOSHI HUF | AADHP4905Q | 10 | 0 | 10 | 0.00 | 10 | 0 | 0.00 | 0 | 0.00 | 0 | 0.00 | 10 |
| (b) | Central Government / State Government(s) | | 0 | 0 | 0 | 0.00 | 0 | 0 | 0.00 | 0 | 0.00 | 0 | 0.00 | 0 |
| (c) | Financial Institutions / Banks | | 0 | 0 | 0 | 0.00 | 0 | 0 | 0.00 | 0 | 0.00 | 0 | 0.00 | 0 |
| (d) | Any Other (Specify) | | 0 | 0 | 0 | 0.00 | 0 | 0 | 0.00 | 0 | 0.00 | 0 | 0.00 | 0 |
| 2 | Sub Total (A)[1] | | 14 | 5774963 | 0 | 5774963 | 55.42 | 5774963 | 0 | 3050855 | 53.52 | 0 | 0 | 5774963 |
| | Foreign | | | | | | | | | | | | | |
| | Individuals (Non-Resident Individuals / Foreign Individuals) | | 0 | 0 | 0 | 0.00 | 0 | 0 | 0.00 | 0 | 0.00 | 0 | 0.00 | 0 |
| (a) | Government | | 0 | 0 | 0 | 0.00 | 0 | 0 | 0.00 | 0 | 0.00 | 0 | 0.00 | 0 |
| (b) | Institutions | | 0 | 0 | 0 | 0.00 | 0 | 0 | 0.00 | 0 | 0.00 | 0 | 0.00 | 0 |
| (c) | Foreign Portfolio Investor | | 0 | 0 | 0 | 0.00 | 0 | 0 | 0.00 | 0 | 0.00 | 0 | 0.00 | 0 |
| (d) | Any Other (Specify) | | 0 | 0 | 0 | 0.00 | 0 | 0 | 0.00 | 0 | 0.00 | 0 | 0.00 | 0 |
| (e) | Sub Total (A)[2] | | 0 | 0 | 0 | 0.00 | 0 | 0 | 0.00 | 0 | 0.00 | 0 | 0.00 | 0 |
| | Total Shareholding Of Promoter And Promoter Group (A) = (A)[1]+(A)[2] | | 14 | 5774963 | 0 | 5774963 | 55.42 | 5774963 | 0 | 3050855 | 53.52 | 0 | 0 | 5774963 |

Note:

(1) The term 'Encumbrance' has the same meaning as assigned under regulation 28(3) of SEBI (Substantial Acquisition of Shares and Takeovers) Regulations, 2011.



PAE Limited

Table III - Statement showing shareholding pattern of the Public shareholder


| Category | Category & Name of shareholders | PAN | Nos. of shareholders | No. of shares fully paid up equity shares held | No. of Partly paid-up equity shares held | No. of shares underlying Depository Receipts | Total nos. shares held (IV)+(V)+(VI) | Shareholding as a % of total no. of shares (calculated as per SCRR, 1957) | Number of Voting Rights held in each class of securities | | | No. of Shares Underlying Outstanding convertible securities (Including Warrants) | Shareholding assuming full conversion of convertible securities (as a percentage of diluted share capital) | Number of Shares Locked in shares | | Number of Shares pledged or otherwise encumbered | | Number of equity shares held in dematerialised form |
|----------|--|------|----------------------|--|--|--|--------------------------------------|---|--|-------------|-------------------------------------|--|--|-----------------------------------|-------------|--|-------------------------|---|
| | | | | | | | | | No of Voting Rights | Class eg: X | Class eg: Y | | | Total | (IX) | (X) | (XI) As a % of (A+B+C2) | |
| | (I) | (II) | (III) | (IV) | (V) | (VI) | (VII) = (IV)+(V)+(VI) | (VIII) As a % of (A+B+C2) | (IX) | (X) | (XI) = (VII)+(X) As a % of (A+B+C2) | (XII) | (XIII) | (XIV) | | | | |
| 1 | Institutions | | | | | | | | | | | | | | | | | |
| (a) | Mutual Fund | | 2 | 1100 | 0 | 0 | 1100 | 0.01 | 0 | 1100 | 0.01 | 0 | 0.00 | 0 | 0.00 | 0 | 0.00 | 1100 |
| (b) | Venture Capital Funds | | 0 | 0 | 0 | 0 | 0 | 0.00 | 0 | 0 | 0.00 | 0 | 0.00 | 0 | 0.00 | 0 | 0.00 | 0 |
| (c) | Alternate Investment Funds | | | 0 | 0 | 0 | 0 | 0.00 | 0 | 0 | 0.00 | 0 | 0.00 | 0 | 0.00 | 0 | 0.00 | 0 |
| (d) | Foreign Venture Capital Investors | | 0 | 0 | 0 | 0 | 0 | 0.00 | 0 | 0 | 0.00 | 0 | 0.00 | 0 | 0.00 | 0 | 0.00 | 0 |
| (e) | Foreign Portfolio Investor | | 1 | 1625 | 0 | 0 | 1625 | 0.02 | 1625 | 0 | 1625 | 0.02 | 0 | 0.00 | 0 | 0.00 | 0 | 0.00 |
| (f) | Financial Institutions / Banks | | 9 | 75550 | 0 | 0 | 75550 | 0.73 | 75550 | 0 | 75550 | 0.73 | 0 | 0.00 | 0 | 0.00 | 0 | 72300 |
| (g) | Insurance Companies | | 1 | 15225 | 0 | 0 | 15225 | 0.15 | 15225 | 0 | 15225 | 0.15 | 0 | 0.00 | 0 | 0.00 | 0 | 15225 |
| (h) | Provident Funds/ Pension Funds | | 0 | 0 | 0 | 0 | 0 | 0.00 | 0 | 0 | 0.00 | 0 | 0.00 | 0 | 0.00 | 0 | 0.00 | 0 |
| (i) | Any Other (Specify) | | 1 | 100 | 0 | 0 | 100 | 0.00 | 100 | 0 | 100 | 0.00 | 0 | 0.00 | 0 | 0.00 | 0 | 0 |
| UTI | | | 1 | 100 | 0 | 0 | 100 | 0.00 | 100 | 0 | 100 | 0.00 | 0 | 0.00 | 0 | 0.00 | 0 | 0 |
| | Sub Total (B)(1) | | 14 | 93600 | 0 | 0 | 93600 | 0.90 | 93600 | 0 | 93600 | 0.90 | 0 | 0 | 0 | 0 | 0 | 88625 |
| 2 | Central Government/ State Government(s)/ President of India | | 0 | 0 | 0 | 0 | 0 | 0.00 | 0 | 0 | 0.00 | 0 | 0.00 | 0 | 0.00 | 0 | 0.00 | 0 |
| | Sub Total (B)(2) | | 0 | 0 | 0 | 0 | 0 | 0.00 | 0 | 0 | 0.00 | 0 | 0.00 | 0 | 0.00 | 0 | 0.00 | 0 |



PAE Limited

Table IV - Statement showing shareholding pattern of the Non Promoter- Non Public shareholder

| Category | Category & Name of shareholders | PAN | Nos. of shareholders | No. of fully paid up equity shares held | No. of Partly paid-up equity shares held | No. of shares underlying Depository Receipts | Total nos. shares held | Shareholding as a % of total no. of shares (calculated as per SCRR, 1957) | Number of Voting Rights held in each class of securities | | | No. of Shares Outstanding convertible securities (including Warrants) | Shareholding, as a % assuming full conversion of convertible securities (as a percentage of diluted share capital) | Number of Locked in shares | | Number of Shares pledged or otherwise encumbered | | Number of equity shares held in dematerialised form |
|----------|---|------|----------------------|---|--|--|------------------------|---|--|-------------|-------------------------------------|---|---|----------------------------|--------------------------------|--|--------------------------------|---|
| | | | | | | | | | No of Voting Rights | | Total as a % of (A+B+C) | | | No. (a) | As a % of total Shares held(b) | No. (a) | As a % of total Shares held(b) | |
| | | | | | | | | | Class eg: X | Class eg: Y | | | | | | | | |
| | (I) | (II) | (III) | (IV) | (V) | (VI) | (VII) = (IV)+(V)+(VI) | (VIII) As a % of (A+B+C2) | (IX) | (X) | (XI) = (VII)+(X) As a % of (A+B+C2) | (XII) | (XIII) | (XIV) | | | | |
| 1 | Custodian/DR Holder Employee Benefit Trust (under SEBI (Share based Employee Benefit) Regulations, 2014) | | 0 | 0 | 0 | 0 | 0 | 0.00 | 0 | 0 | 0.00 | 0 | 0 | 0.00 | 0 | 0.00 | 0 | 0 |
| 2 | Total Non-Promoter- Non Public Shareholding (C) = (C1)+(C2) | | 0 | 0 | 0 | 0 | 0 | 0.00 | 0 | 0 | 0.00 | 0 | 0 | 0.00 | 0 | 0.00 | 0 | 0 |



Manish A Doshi